

Lubricated Reciprocating Air Compressor



The Air of Trust

Anest Iwata Motherson

Anest Iwata Motherson (AIM) is a joint venture between Anest Iwata Corporation, Japan, and Motherson Group, India. Anest Iwata Corporation is one of the global leaders in Air Compressors and Vacuum Pumps with more than 9 decades of inspiring history of technological excellence.

Anest Iwata Motherson is committed to delighting its customers by ensuring the supply of the best quality products, supported with effective after-sales services at optimum value. The company has two state-of-the-art manufacturing facilities and a wide network of sales and service centers spread across India.

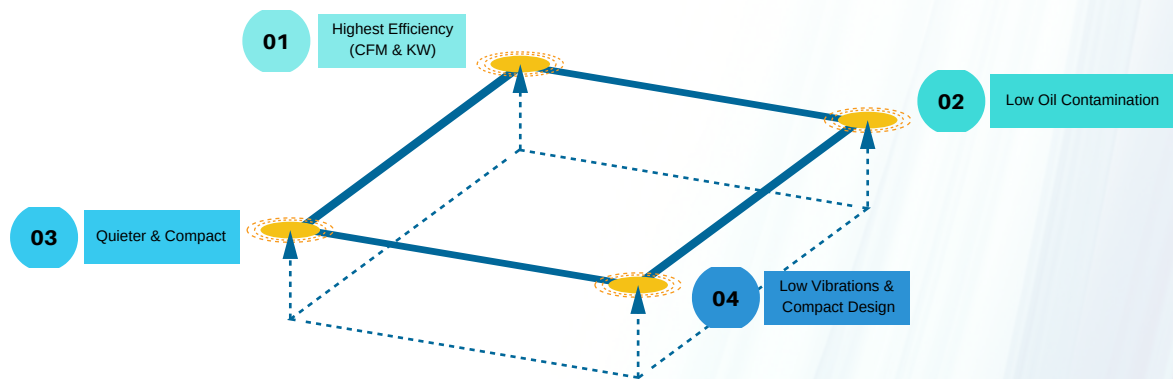
Anest Iwata Inspiring History



Our Technology and Advantages



Quadra Edge Technology™ is a new generation design of Anest Iwata Japan, that results in 4 clear advantages.



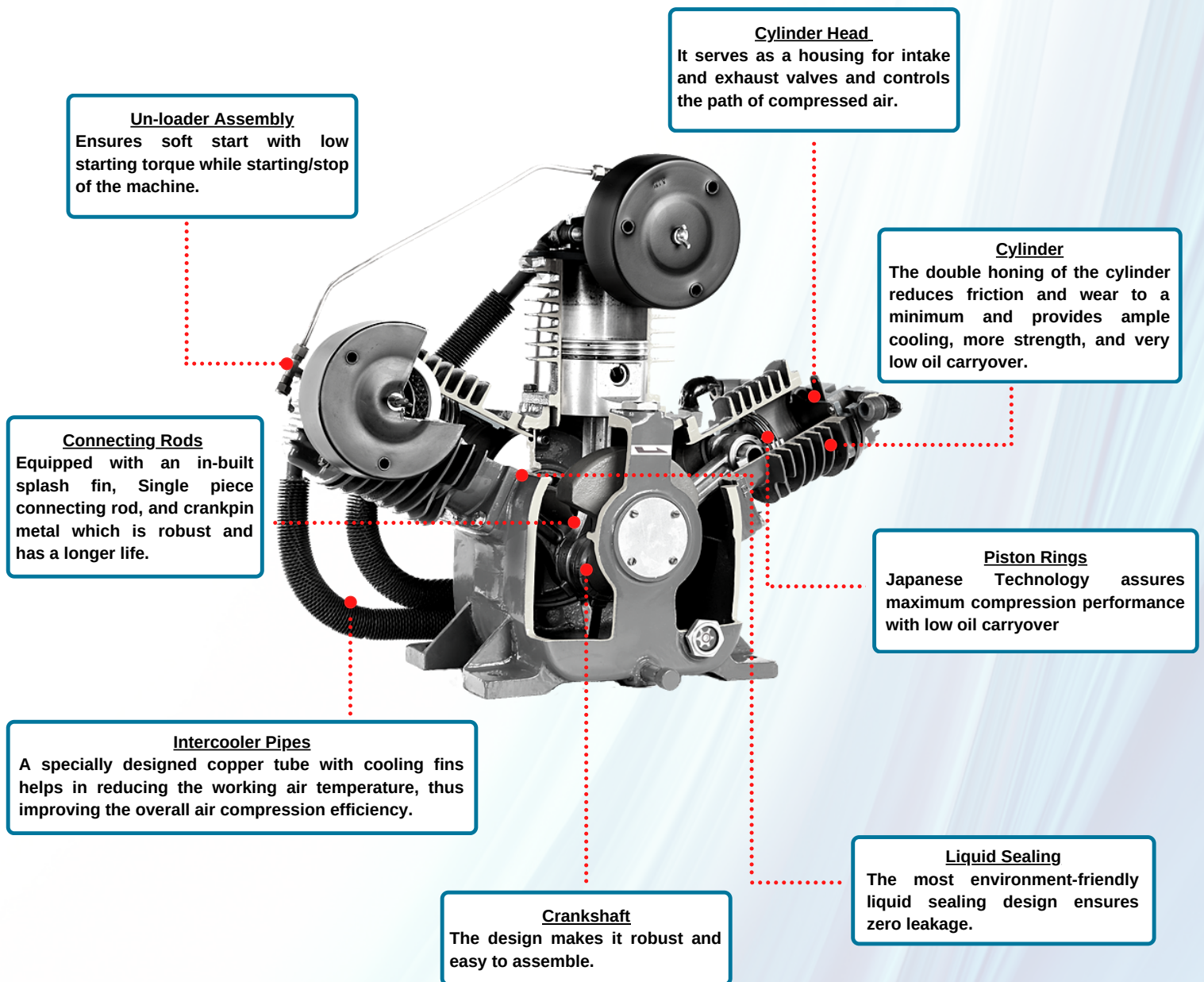
New generation design and Quadra Edge Technology reciprocating compressors eliminate all possible disadvantages of conventional reciprocating machines. With class-leading efficiency it saves power, and lower vibrations and portability make it easy to install and handle.

Lower oil, lower noise, and liquid sealing design make it one of the most environment-friendly reciprocating compressors available in the market. The operating cost to has class-leading advantages bringing the "Total Cost of Ownership" within reach.

- | | |
|---|---|
| 01 Highest Free Air Delivery (FAD) & lower power consumption in its class | 06 Reliable and heavy duty cast iron structure |
| 02 Oil contamination within the range of 2-3 PPM | 07 High quality electrical components |
| 03 Lower oil sump and longer replacement interval | 08 Dual honing of cylinders with Japanese technique resulting in mirror finish for low friction |
| 04 Longer life and lesser cost of all consumable parts | 09 Dynamic balancing of bare compressor resulting in low vibration |
| 05 Ideal for heavy & continuous operations | 10 In-house designed and manufactured air receivers, which meet all safety standards |

Lubricated Bare Compressor Explanation of Parts

Anest Iwata Quadra Edge Technology compressor passes through a stringent quality control system. Our integrated manufacturing facilities have world-class capabilities, systems, and infrastructure that ensure you get the best-in-class products. These compressors are proudly "Made In Japan" & exported to the world.



The Air of Trust

Major Applications

Industrial Air Supply



Tyre Inflation



All Pneumatic Applications



Service Station



General Machinery



Technical Specifications



Tank Mounted Single Stage

Model	Power		Piston Displacement		Operating Pressure	Dimensions	Weight	Tank Size	Outlet size
	HP	kW	CFM	LPM	Bar	mm	Kg	Liters	Inch
TLS 10 C-9-4E	1	0.75	4.5	128	8.5	880 x 355 x 735	85	40	1/4"
TLS 10 C-9-9E	1	0.75	4.5	128	8.5	1305 x 380 x 795	105	90	1/4"
TLS 20 C-9-9E	2	1.5	8.4	237	8.5	1305 x 380 x 820	120	90	1/2"
TLS 20 C-9-18E	2	1.5	8.4	237	8.5	1580 x 445 x 915	150	180	1/2"
TLS 30 C-9-9E	3	2.2	13.4	378	8.5	1305 x 440 x 775	150	90	1/2"
TLS 30 C-9-18E	3	2.2	13.4	378	8.5	1580 x 475 x 920	180	180	1/2"
TLS 50 C-9-18E	5	3.7	23	650	8.5	1580 x 475 x 925	195	180	1/2"
TLS 50 C-9-22E	5	3.7	23	650	8.5	1590 x 515 x 990	220	220	1/2"
TLS 50 C-9-28E	5	3.7	23	650	8.5	1600 x 565 x 1040	250	280	1"
TLS 75 C-7-22E	7.5	5.5	36.3	1028	7	1620 x 535 x 1030	280	220	1/2"
TLS 75 C-7-28E	7.5	5.5	36.3	1028	7	1600 x 1075 x 970	305	280	1"
TLS 75 C-7-50E	7.5	5.5	36.6	1028	7	1910 x 1180 x 1050	370	500	1"
TLS 100 C-7-22E	10	7.5	45.7	1295	7	1590 x 530 x 1030	295	220	1/2"
TLS 100 C-7-28E	10	7.5	45.7	1295	7	1600 x 565 x 1075	320	280	1"
TLS 100 C-7-50E	10	7.5	45.7	1295	7	1910 x 670 x 1180	390	500	1"
TLS 150 D-9-50E	15	11	71.8	2032	8.5	1910 x 830 x 1280	450	500	1"

Tank Mounted Single Stage

TLS50C-9-18E

T - Tank Mounted, L - Lubricated, S - Single Stage, 50 - 50/10 = 5HP

C - Series name, 9 - Working pressure in bar, 18 - 18x10 = 180 litres tank, E - Electricals

- All performance parameters are as per JIS
- Option of single-phase motor is available up to 3HP machines
- Un-loader system is also available in compressors above 7.5HP
- All single-stage models are also available with a working pressure of 10 bar
- Specifications may change without prior notice

Technical Specifications



Tank Mounted Two Stage

Model	Power		Piston Displacement		Operating Pressure	Dimensions	Weight	Tank Size	Outlet size
	HP	kW	CFM	LPM	Bar	(L x B x H) mm	Kg	Liters	Inch
TLT 30 C-12-9E	3	2.2	10.4	294	12	1305 x 440 x 825	160	90	1/2"
TLT 30 C-12-18E	3	2.2	10.4	294	12	1580 x 475 x 920	185	180	1/2"
TLT 30 C-12-22E	3	2.2	10.4	294	12	1590 x 515 x 980	210	220	1/2"
TLT 30 C-12-28E	3	2.2	10.4	294	12	1600 x 575 x 1040	245	280	1"
TLT 50 C-12-18E	5	3.7	17.3	490	12	1580 x 475 x 925	195	180	1/2"
TLT 50 C-12-22E	5	3.7	17.3	490	12	1590 x 515 x 990	220	220	1/2"
TLT 50 C-12-28E	5	3.7	17.3	490	12	1600 x 565 x 1040	250	280	1"
TLT 75 C-12-22E	7.5	5.5	27.3	772	12	1590 x 530 x 1030	275	220	3/4"
TLT 75 C-12-28E	7.5	5.5	27.3	772	12	1600 x 570 x 1075	305	280	1"
TLT 75 C-12-50E	7.5	5.5	27.3	772	12	1910 x 670 x 1180	365	500	1"
TLT 100 C-12-22E	10	7.5	33.3	941	12	1590 x 565 x 1125	310	220	1/2"
TLT 100 C-12-28E	10	7.5	33.3	941	12	1600 x 600 x 1170	330	280	1"
TLT 100 C-12-50E	10	7.5	33.3	941	12	1910 x 670 x 1275	395	500	1"
TLT 150 C-12-28E	15	11	52	1472	12	1600 x 770 x 1180	380	280	1"
TLT 150 C-12-50E	15	11	52	1472	12	1910 x 830 x 1280	445	500	1"
TLT 200 D-12-50E	20	15	72.4	2050	12	1910 x 790 x 1400	495	500	1"


Tank Mounted Two Stage

TLT30C-12-9E

T - Tank Mounted, L - Lubricated, T - Two Stage, 30- 30/10 = 3HP, C - Series name 12 - Working pressure in bar, 9 - 9x10 = 90 litres tank, E - Electricals

- All performance parameters are as per JIS
- Option of single-phase motor is available up to 3HP machines
- Un-loader system is also available in compressors above 7.5HP
- All single-stage models are also available with a working pressure of 10 bar
- Specifications may change without prior notice

Technical Specifications



Base Mounted Single Stage

Model	Power		Piston Displacement		Operating Pressure	Dimensions	Weight	Outlet size
	HP	kW	CFM	LPM	Bar	mm	Kg	Inch
BLS 10 C-9E	1	0.75	4.5	128	8.5	1004 x 380 x 480	35	3/4"
BLS 20 C-9E	2	1.5	8.4	237	8.5	1004 x 380 x 510	75	3/4"
BLS 30 C-9E	3	2.2	13.4	378	8.5	1055 x 425 x 455	105	3/4"
BLS 50 C-9E	5	3.7	23	650	8.5	1055 x 440 x 520	125	3/4"
BLS 75 C-7E	7.5	5.5	36.3	1028	7	1305 x 515 x 710	190	3/4"
BLS 100 C-7E	10	7.5	45.8	1296	7	1350 x 555 x 620	205	3/4"
BLS 150 D-9E	15	11	71.8	2032	8.5	1400 x 650 x 785	265	1"

Base Mounted Two Stage

Model	Power		Piston Displacement		Operating Pressure	Dimensions	Weight	Outlet size
	HP	kW	CFM	LPM	Bar	mm	Kg	Inch
BLT 30 C-12E	3	2.2	10.4	294	12	1055 x 425 x 530	115	3/4"
BLT 50 C-12E	5	3.7	17.3	490	12	1055 x 440 x 635	125	3/4"
BLT 75 C-12E	7.5	5.5	27.3	773	12	1305 x 515 x 710	185	3/4"
BLT 100 C-12E	10	7.5	33.3	941	12	1305 x 555 x 620	220	3/4"
BLT 150 C-12E	15	11	52	1472	12	1350 x 620 x 720	260	3/4"
BLT 200 D-12E	20	15	72.4	2050	12	1570 x 660 x 815	340	1"

Base Mounted Single Stage


BLS50C-9E, B - Base Mounted, L - Lubricated, S - Single Stage, 50 - 50/10 = 5HP, C - Series name, 9 - Working pressure in bar, E - Electricals

Base Mounted Two Stage

BLT30C-12E, B - Base Mounted, L - Lubricated, T - Two Stage, 30 - 30/10 = 3HP C - Series name, 12 - Working Pressure in bar, E - Electricals

- All performance parameters are as per JIS
- Option of single-phase motor is available up to 3HP machines
- Un-loader system is also available in compressors above 7.5HP
- All single-stage models are also available with a working pressure of 10 bar
- Specifications may change without prior notice

Technical Specifications



Base Mounted Vertical Duplex

Model	Power		Piston Displacement		Operating Pressure	Dimensions	Weight	Stage	Outlet size
	hp	kw	CFM	LPM	Bar	mm	Kg		Inch
BLS 200 V-7E	20	15	91.6	2592	7	1480 x 650 x 1050	480	Single	1-1/2"
BLS 300 DV-9E	30	22	143.6	4064	8.5	1772 x 801 x 1286	650	Single	1-1/2"
BLT 200 DV-12E	20	15	66.5	1882	12	1570 x 660 x 815	640	Two	1-1/2"
BLT 300 DV-12E	30	22	104	2944	12	1700 x 865 x 1295	675	Two	1-1/2"
BLT 400 DV-12E	40	30	144.8	4100	12	2200 x 865 x 1500	780	Two	1-1/2"

Base Mounted Single Stage Vertical Duplex

BLS200DV-10E

B - Base mounted, L - Lubricated, S - Single stage, 200 - 200/10 = 20HP, D - Series name
V - Vertical duplex, 10 - Working Pressure in bar, E - Electricals

- All performance parameters are as per JIS
- Option of single-phase motor is available up to 3HP machines
- Un-loader system is also available in compressors above 7.5HP
- All single-stage models are also available with a working pressure of 10 bar
- Specifications may change without prior notice

Serving Your Needs With Our Diverse Product Portfolio



**Oil Free Reciprocating
Air Compressor**



**Oil Free Scroll
Air Compressor**



**Rotary Screw
Air Compressor**



**Oil Free Claw
Air Compressor**



**Reciprocating
Vacuum Pump**



**Reciprocating High
Pressure Air Compressor**



**Oil Free Wobble
Air Compressor**



**Booster
Air Compressor**



**Medical
Air plant**




**Medical
Vacuum plant**



**Railway
Braking Compressor**



**Dry Scroll
Vacuum Pump**



**E-Bus
Air Compressor**



**Rotary Vane Vacuum
Pump**

Air Handling and Purification Accessories



Air Dryer



Air Receiver



Air Filter



Auto Drain



Air Regulator



Engineering Capabilities & Customised Solutions.

We at Anest Iwata Motherson (AIM) are committed to delighting our customers. Our state-of-the-art Air Energy Core Technology Centre located in Yokohama, Japan works relentlessly on innovations and technologies that add value to our products and make us ready to serve our customer's future needs. It is our customer's trust in us that we have developed many "World's First" products.

Always Ahead with Anest Iwata!

**Innovation driven
World's 1st
products**



**Oil Free Reciprocating
Compressor**



**Oil Free Scroll
Compressor**



**Oil Free Booster
Compressor**



**Oil Free Scroll
Vacuum Pump**



Reciprocating



Screw



Scroll



Claw

Compressed Air Solutions in all Technologies

Active with Newest Technology



Anest Iwata Motherson Pvt. Ltd.
CFT Solution-Plot n.356, Phase-II
Dhanwanpur Road Gurgaon-122001 Haryana (INDIA)
Email: ggn.anestiwata@outlook.com

For any details reach us at:
Mobile No : +91 8285795828 +91 9891829797

AUTHORISED CHANNEL PARTNER



ISO-9001